

























European Junior & Sub-Junior Men's Championships

Northumberland / Great Britain

7–11 Jun, 2011































Division «Subjuniors»


































#	Name	Born	Team	Squat	Bench	Deadlift	Total
–53kg							
1.	Voronetskiy Vitaliy	1996	 Ukraine	150.0	80.0	160.0	390.0
–59kg							
1.	Sergeev Andrey	1994	 Russia	207.5	110.0	200.0	517.5
–66kg							
1.	Duong Vitchet	1993	 France	255.0	135.0	260.0	650.0
2.	Dulepov Alexander	1993	 Russia	250.0	140.0	232.5	622.5
3.	Nguyen Daniel	1994	 France	200.0	125.0	215.0	540.0
4.	Ylisirnio Jonne	1994	 Finland	200.0	102.5	170.0	472.5
5.	Buzov Ivan	1993	 Bulgaria	180.0	80.0	165.0	425.0
6.	Conner Andrew	1995	 Great Britain	155.0	85.0	165.0	405.0
–74kg							
1.	Orel Ilya	1993	 Russia	277.5	160.0	265.0	702.5
2.	Nordling Niklas	1993	 Sweden	255.0	117.5	240.0	612.5
3.	Burk Steffen	1994	 Germany	195.0	130.0	220.0	545.0
4.	Johnstone David	1993	 Great Britain	170.0	120.0	185.0	475.0
5.	Makela Okko	1994	 Finland	140.0	125.5	170.0	435.0
–83kg							
1.	Nikolaiko Vladislav	1993	 Russia	250.0	170.0	250.0	675.0
2.	Govoruhin Vladimir	1993	 Russia	270.0	155.0	245.0	670.0
3.	Perttula Jarkko	1993	 Finland	247.5	147.5	235.0	630.0
4.	Ahrendsen Lasse	1994	 Denmark	210.0	112.5	225.0	547.5
–93kg							
1.	Sobotka Filip	1993	 Czechia	270.0	156.0	250.0	676.0
2.	Patjas Ville	1993	 Finland	235.0	155.0	235.0	625.0
3.	Lehti Olli	1994	 Finland	230.0	150.0	225.0	605.0
–105kg							
1.	Leppanen Teemu	1993	 Finland	280.0	172.5	320.0	772.5
2.	Samuelsson Viktor	1993	 Iceland	250.0	200.0	265.0	715.0
–120kg							
1.	Burdrigin Pavel	1993	 Russia	275.0	175.0	220.0	670.0
120+kg							
1.	Johannsson Julian J.K.	1993	 Iceland	280.0	185.0	290.0	755.0

2.	Dechamps Sebastien	1993	 Belgium	300.0	160.0	280.0	740.0
3.	Rezepov Egor	1995	 Russia	275.0	170.0	265.0	710.0

In the Entry List there are 26 Lifters

Division «Juniors»

#	Name	Born	Team	Squat	Bench	Deadlift	Total
-59kg							
1.	Antoniuk Sergii	1991	 Ukraine	250.0	140.0	220.0	610.0
2.	Yasenskiy Oleg	1991	 Ukraine	225.0	145.0	205.0	575.0
3.	Mamaykin Aleksey	1989	 Russia	210.0	130.0	222.5	562.5
4.	Polecki Bartlomiej	1988	 Poland	210.0	130.0	200.0	510.0
-66kg							
1.	Molin Alexander	1992	 Russia	275.0	165.0	252.5	692.5
2.	Didon Dimitri	1991	 France	245.0	135.0	172.5	652.5
3.	Kettunen Arto	1989	 Finland	220.0	150.0	215.0	585.0
4.	Onolov Bogdan	1990	 Romania	210.0	140.0	210.0	560.0
5.	Tyers Steven	1989	 Great Britain	200.0	127.5	220.0	547.5
-74kg							
1.	Korneychuk Sergey	1988	 Russia	315.0	197.5	262.5	775.0
2.	Barannik Mykola	1989	 Ukraine	300.0	190.0	270.0	760.0
3.	Beerman Jacob	1989	 Denmark	285.0	150.0	270.0	700.0
4.	Poinson Adrien	1991	 France	250.0	210.0	240.0	700.0
5.	Galecki Piotr	1988	 Poland	270.0	150.0	252.5	672.5
6.	Tkadlec Lukas	1989	 Czechia	255.0	162.5	245.0	662.5
7.	Chahal Sunil	1992	 Great Britain	237.5	170.0	232.5	640.0
8.	Cannings Alister	1991	 Great Britain	240.0	155.0	225.0	632.5
9.	Folkeseth Hans Erik	1989	 Norway	230.0	160.0	240.0	630.0
-83kg							
1.	Puzirnikov Artem	1988	 Russia	320.0	197.5	335.0	852.5
2.	Wierzbicki Krzysztof	1990	 Poland	290.0	180.0	333.0	803.0
3.	Bakkelund Kjell	1988	 Norway	310.0	212.5	275.0	777.5
4.	Huber Alexander	1990	 Austria	310.0	200.0	270.0	770.0
5.	Sedlacek Jakub	1988	 Czechia	297.5	210.0	260.0	767.5
6.	Dimmel Artur	1991	 Germany	250.0	175.0	275.0	700.0
7.	Viiperi Miika	1983	 Finland	280.0	160.0	250.0	690.0
8.	Curth Vincent	1991	 Germany	270.0	160.0	250.0	680.0
9.	Duff James	1992	 Great Britain	207.5	102.5	212.5	522.5
-93kg							
1.	Kuzmin Evgeny	1988	 Russia	380.0	232.5	295.0	907.5
2.	Smandych Dmytro	1990	 Ukraine	355.0	225.0	320.0	900.0
3.	Eliseev Pavel	1988	 Russia	340.0	185.0	310.0	835.0

4.	Baran Michal	1988	 Poland	310.0	225.0	285.0	820.0
5.	Manuel Stephen	1988	 Great Britain	315.0	185.0	290.0	790.0
6.	Skoglund Bernhard	1988	 Sweden	320.0	195.0	265.0	780.0
7.	Spiers Andrew	1991	 Great Britain	260.0	160.0	285.0	705.0
8.	Gudnason Einar Orn	1991	 Iceland	235.0	190.0	250.0	675.0
-105kg							
1.	Semenenko Dmytro	1988	 Ukraine	380.0	245.0	310.0	935.0
2.	Mustafazade Nidzat	1991	 Russia	350.0	217.5	315.0	882.5
3.	Walgermo Stian	1988	 Norway	340.0	225.0	305.0	867.5
4.	Peca Matis	1988	 Latvia	335.0	230.0	290.0	855.0
5.	Eikeland Skadsem Kristoffer	1989	 Norway	290.0	230.0	300.0	820.0
6.	Kjellman Axel	1988	 Sweden	282.5	235.0	282.5	800.0
7.	Bottger Marcus	1990	 Germany	320.0	200.0	275.0	795.0
8.	Futtrup Casper	1989	 Denmark	300.0	215.0	285.0	777.5
9.	Griffiths Oliver	1989	 Great Britain	290.0	200.0	270.0	760.0
10.	Rehnberg Viktor	1991	 Sweden	190.0	172.5	312.5	675.0
-120kg							
1.	Trokic Damir	1989	 Sweden	360.0	245.0	315.0	920.0
2.	Kochetov Andrey	1988	 Russia	350.0	222.5	332.5	905.0
3.	Goryachev Ivan	1990	 Russia	340.0	260.0	300.0	900.0
4.	Potapenko Mykhailo	1991	 Ukraine	340.0	240.0	300.0	880.0
5.	Bergan Bo Andre	1989	 Norway	350.0	210.0	317.5	865.0
6.	Valach Robert	1992	 Slovakia	325.0	200.0	320.0	845.0
7.	Lindseth Joachim	1992	 Norway	330.0	200.0	300.0	830.0
8.	Ringoot Steve	1989	 Belgium	320.0	205.0	300.0	825.0
9.	Mikkelsen Jesper	1989	 Denmark	300.0	185.0	300.0	785.0
10.	Beaumont Louis	1991	 Great Britain	265.0	195.0	265.0	725.0
11.	Badhrehine Ziyed	1991	 Netherlands	250.0	120.0	275.0	645.0
120+kg							
1.	Christensen Carl Yngvar	1990	 Norway	325.0	292.5	352.5	1065.0
2.	Kruze Martins	1988	 Latvia	350.0	250.0	312.5	912.5
3.	Jarota Kamil	1991	 Poland	360.0	220.0	310.0	890.0
4.	Mand Cristian Madalin	1988	 Romania	310.0	240.0	270.0	820.0
5.	Loeper Benjamin	1988	 Germany	355.0	190.0	260.0	805.0
6.	Jones Michael	1988	 Great Britain	290.0	195.0	300.0	785.0
7.	Rook Niels	1988	 Netherlands	300.0	170.0	265.0	735.0

In the Entry List there are 63 Lifters












In Total: 89 Lifters

European Junior & Sub-Junior Women's Championships

Northumberland / Great Britain







7–11 Jun, 2011























Division «Subjuniors»

#	Name	Born	Team	Squat	Bench	Deadlift	Total
-43kg							
1.	Rowlands Sharn	1994	 Great Britain	75.0	35.0	105.0	215.0
-47kg							
1.	Durand Andrea	1994	 France	100.0	57.5	112.5	270.0
-57kg							
1.	Ananina Polina	1993	 Russia	140.0	72.5	120.0	332.5
-63kg							
1.	Leandersson Frida	1995	 Sweden	130.0	57.5	132.5	320.0
-72kg							
1.	Slusarczyk Ania	1995	 Poland	140.0	57.5	120.0	317.5
2.	Hicks Lisa	1993	 Great Britain	115.0	70.0	120.0	305.0
-84kg							
1.	Dechamps Nadege	1996	 Belgium	150.0	90.0	150.0	390.0
2.	Podgorna Oksana	1996	 Ukraine	145.0	70.0	135.0	350.0
3.	Shishova Valentina	1993	 Russia	130.0	75.0	125.0	330.0
4.	Laukkanen Mirella	1995	 Finland	70.0	45.0	100.0	215.0
84+kg							
1.	Pirva Carmen Bianca	1995	 Romania	165.0	65.0	155.0	385.0

In the Entry List there are 11 Lifters

Division «Juniors»

#	Name	Born	Team	Squat	Bench	Deadlift	Total
-43kg							
1.	Saydasheva Svetlana	1988	 Russia	130.0	57.5	137.5	325.0
-47kg							
1.	Pinzhenina Alexandra	1988	 Russia	135.0	70.0	120.0	325.0
2.	Mioduszewska Ewa	1989	 Poland	115.0	47.5	117.5	280.0
-52kg							
1.	Klishina Irina	1989	 Russia	165.0	87.5	155.0	407.5
2.	Kainleinsberger Marina	1990	 Austria	125.0	80.0	125.0	330.0
-57kg							
1.	Tolochna Nataliya	1988	 Ukraine	185.0	105.0	170.0	460.0

2. Molodozhon Ganna	1990	 Ukraine	170.0	90.0	155.0	415.0
3. Galanova Anastasia	1992	 Russia	155.0	85.0	162.5	402.5
4. Almroth Kristine	1987	 Sweden	165.0	82.5	152.5	400.0
5. Grondin Amandine	1992	 France	150.0	95.0	142.5	387.5
6. Heikkala Eveliina	1991	 Finland	90.0	65.0	110.0	265.0
-63kg						
1. Hanssen Tutta Kristine	1989	 Norway	190.0	135.0	177.5	502.5
2. Golovanova Olga	1989	 Russia	200.0	115.0	180.0	495.0
3. Stamas Hannah	1990	 Great Britain	115.0	55.0	122.5	292.5
-72kg						
1. Vuohijoki Anni	1988	 Finland	192.5	105.0	190.0	487.5
2. Piter Marzena	1989	 Poland	192.5	92.5	190.0	475.0
3. Marochko Antonina	1989	 Ukraine	165.0	110.0	190.0	465.0
4. Elverum Marte	1990	 Norway	187.5	90.0	177.5	455.0
5. Ronnqvist Elina	1992	 Sweden	185.0	80.0	165.0	430.0
6. Kvist Josephine	1988	 Sweden	160.0	80.0	185.0	425.0
7. Stavikk Aas Marthe	1991	 Norway	165.0	90.0	162.5	417.5
8. Koutnakova Martina	1990	 Czechia	145.0	90.0	175.0	410.0
-84kg						
1. Tichy Alexandra	1990	 Austria	190.0	120.0	180.0	480.0
2. Ruud Inger Johanne	1991	 Norway	200.0	107.5	170.0	477.5
3. Tsigankova Ekaterina	1992	 Russia	185.0	115.0	167.5	467.5
4. Bialek Magdalena	1991	 Poland	188.0	97.5	177.5	463.0
5. Bark Josephine	1988	 Sweden	180.0	90.0	170.0	440.0
84+kg						
1. Zakharova Irina	1989	 Russia	190.0	105.0	180.0	475.0